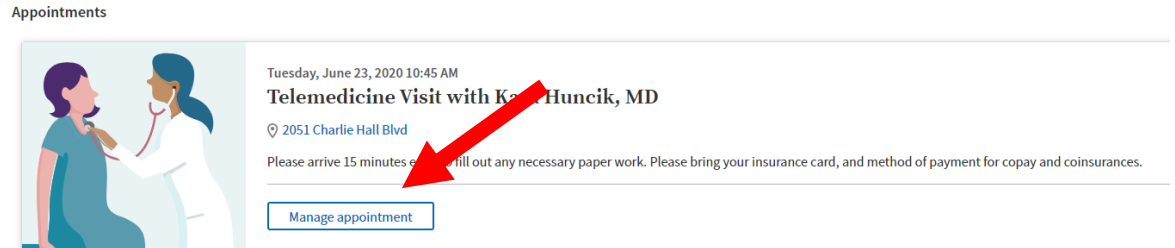


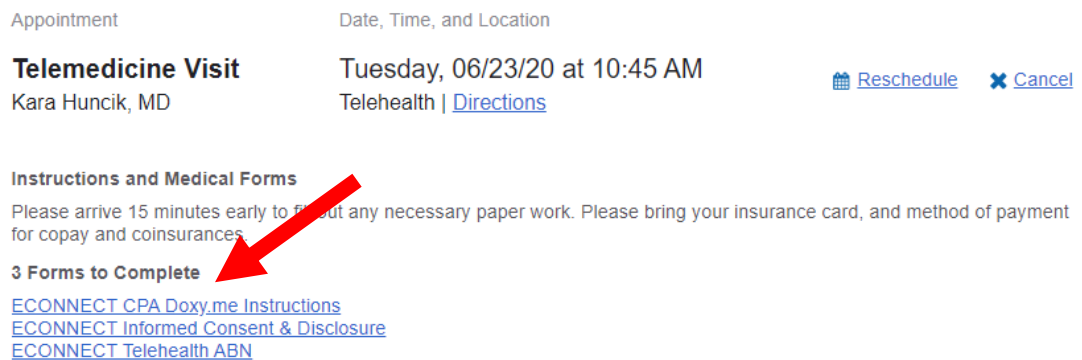
Virtual Visit Appointment Instructions

1. Visit the Patient Portal [here](#) ahead of your appointment time to complete pre-visit paperwork

- a. Click “Manage Appointment” to access pre-visit paperwork



- b. Review “Forms to Complete” by clicking on each form



2. Use a computer or device with camera and microphone



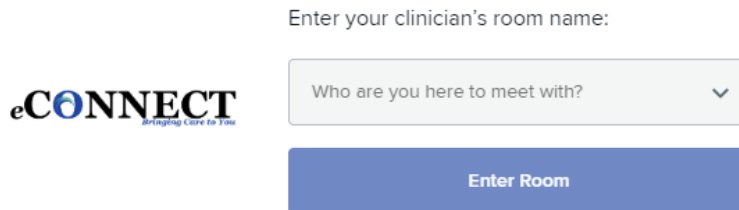
3. Click [here](#) ahead of your appointment time to check your connection

Questions? Call 843-573-2535

Virtual Visit Appointment Instructions

4. Go to cpakids.doxy.me to complete Virtual Visit
 - a. Find the clinician's name in the drop down list that you are scheduled with.
This will take you to the virtual waiting room

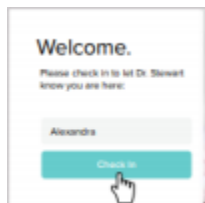
Enter your clinician's room name:



Who are you here to meet with? ▾

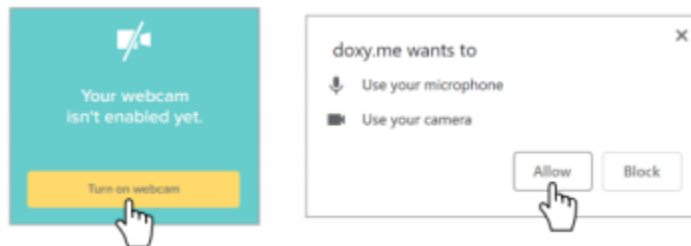
Enter Room

5. Type in your name and click check in



- ✓ Secure
- ✓ No software to download
- ✓ HIPAA compliant
- ✓ No registration needed

6. Allow your browser to use your webcam and microphone



7. Once in the waiting room, your provider will join you shortly to start the visit

Quick Tips:

- While this is a virtual visit, please ensure that your child is present, that you have privacy and can dedicate your full attention during the appointment.
- If you are scheduled for an ADHD med check, please ensure you collect the following vitals on your child prior to the appointment: weight, height, blood pressure (if available).
- For any suspected illness/fever, please ensure you collect a temperature on your child prior to their appointment.

Questions? Call 843-573-2535



Virtual Visit Appointment Instructions

Questions? Call 843-573-2535